






# CARBON WHEELS & WHEELSETS

## CARBON LIGHTER FASTER





SHIMANO BIKE & OUTDOOR SPORTS PRODUCTS CO., LTD.  
 FLOOR 4-2B, 3G E, NO. 12, HONGSHIANG NORTH ROAD, WUJI COMETOWN, CHENGDE,  
 GUANGDONG PROVINCE, CHINA (4A-2)

The following analysis of product submitted to SGS on 15/06/2016 at the stated address:

**Sample Information**

- 1 SHIMANO BIKE RIM BR-500 32mm x 1.2mm
- 1 SHIMANO BIKE RIM BR-500 32mm x 1.2mm
- 1 SHIMANO BIKE RIM BR-500 32mm x 1.2mm

**Sample Description**

- 250 mm
- MA: 6.2016
- MA: 6.2016
- MA: 6.2016

**Test Reference**

- 1 SHIMANO BIKE RIM BR-500 32mm x 1.2mm
- 1 SHIMANO BIKE RIM BR-500 32mm x 1.2mm

Signed for and on behalf of  
 Client: Shimano, 6250451-001, CHN

*[Signature]*  
 Name: Y. YAN  
 SGS QC Manager



SGS is a leading provider of inspection, testing and certification services. We are a member of the Bureau Veritas Group. Our services are provided by SGS S.p.A. or its subsidiaries. For more information, please visit www.sgs.com. SGS is a member of the Bureau Veritas Group. Our services are provided by SGS S.p.A. or its subsidiaries. For more information, please visit www.sgs.com.

Test Car standard listed below (for your client's requirement):

**Test method**

- EN 15267-2
- EN 15267-3

**Test results**

EN 15267-2: 1.00

EN 15267-3: 1.00



Figure 1: Test setup for EN 15267-2

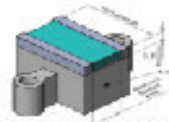


Figure 2: Test setup for EN 15267-3

**Test results**

- EN 15267-2: 1.00
- EN 15267-3: 1.00

**Remarks**

- 1. The test results are in accordance with the requirements.
- 2. The test results are in accordance with the requirements.



SGS is a leading provider of inspection, testing and certification services. We are a member of the Bureau Veritas Group. Our services are provided by SGS S.p.A. or its subsidiaries. For more information, please visit www.sgs.com. SGS is a member of the Bureau Veritas Group. Our services are provided by SGS S.p.A. or its subsidiaries. For more information, please visit www.sgs.com.

**Inspection**

- 1. The value changed in diameter is 0.20mm
- 2. The value changed in radial profile is 0.20mm
- 3. The value changed in axial profile is 0.20mm

**Remark:** The test report is a representative. SGS will not be responsible for any loss or damage caused by the use of the test report. The test report is a representative. SGS will not be responsible for any loss or damage caused by the use of the test report.



Figure 1: Test setup for EN 15267-2



SGS is a leading provider of inspection, testing and certification services. We are a member of the Bureau Veritas Group. Our services are provided by SGS S.p.A. or its subsidiaries. For more information, please visit www.sgs.com. SGS is a member of the Bureau Veritas Group. Our services are provided by SGS S.p.A. or its subsidiaries. For more information, please visit www.sgs.com.

Shimano Bicycles Outdoor Products Co., Ltd.  
 Mr. Michael Yang

Agde, 26 July 2016  
 Club Sports Department / 229 / 81

Non-standard wheels in conformity with Article 1.3.008

Dear Mr. Michael Yang,

We acknowledge receipt of your file concerning the bicycle wheels which are likely to be used in non-standard conditions.


• **50x25 Carbon**

According to the documents you have sent, the wheels meet the criteria set out in Article 1.3.008 of the UCI regulations and have been included in the list of the non-standard wheels in conformity with Article 1.3.008.

Thank you in advance for your cooperation and please accept our friendliest regards.

*[Signature]*  
 Jean-Christophe Pineda  
 Manager of Equipment  
 and the fight against  
 technological fraud

HEIGHT(高度): 24MM 30MM 35MM 38MM 40MM 45MM 50MM 55MM 60MM 65MM 88MM



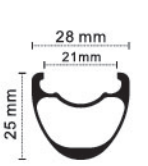
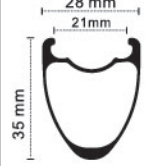
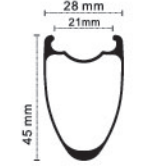
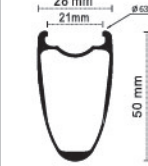
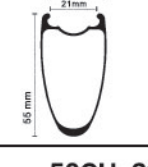
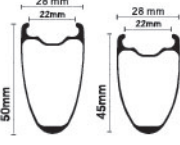
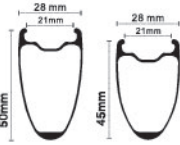
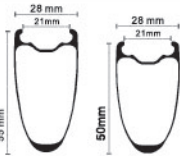
|       |                 |                                    |           |
|-------|-----------------|------------------------------------|-----------|
| ❑     | <b>700C公路轮圈</b> | <b>700C CARBON ROAD RIM</b>        | <b>01</b> |
| ▪     | 轮圈宽度28          | RIM WIDTH 28 .....                 | 01        |
| ▪▪    | 轮圈宽度27.30.31    | RIM WIDTH 27.30.31 .....           | 02        |
| ▪▪▪   | 轮圈宽度25          | RIM WIDTH 25 .....                 | 02        |
| ▪▪▪▪  | 轮圈宽度23          | RIM WIDTH 23 .....                 | 05        |
| ▪▪▪▪▪ | 公路/死飞           | ROAD / TRACK .....                 | 07        |
| ❑     | <b>山地轮圈</b>     | <b>CARBON MTB RIM</b>              | <b>08</b> |
| ❑     | <b>小轮车轮圈</b>    | <b>CARBON BMX RIM</b>              | <b>09</b> |
| ❑     | <b>滑步车/三刀轮</b>  | <b>CARBON BALANCE BIKE RIM</b>     | <b>11</b> |
| ❑     | <b>轮椅圈</b>      | <b>CARBON FIBER WHEELCHAIR RIM</b> | <b>12</b> |
| ❑     | <b>碳辐条</b>      | <b>CARBON SPOKE</b>                | <b>13</b> |
| ❑     | <b>花鼓</b>       | <b>HUB</b>                         | <b>14</b> |
| ❑     | <b>轮圈表面纹理</b>   | <b>RIM WEAVE</b>                   | <b>14</b> |



公路 (V刹&碟刹) 真空一体轮圈 宽度28

**CARBON ROAD TUBELESS RIM (V BRAKE & DISC BRAKE) 28**

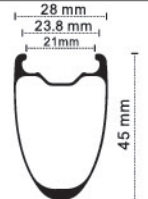
\*建议装胎尺寸: (28-622) 700-28C (32-622) 700-32C /RECOMMEND TIRE SIZE

| 25CU-28   | 35CU-28   | 型号<br>MODEL    | 类型<br>TYPE       | 截面图 高和宽<br>PROFILE DXW | ERD*(MM)   | 尺寸<br>SIZE | 表面<br>FINISHING | 重量<br>WEIGHT |            |            |            |
|---|---|----------------|------------------|------------------------|------------|------------|-----------------|--------------|------------|------------|------------|
|    |  | 25CU-28        | 真空一体<br>Tubeless | 25x28                  | 590*       | 700c       | UD              | V刹 380±15g   |            |            |            |
|   |   | 35CU-28        |                  | 35x28                  | 570*       |            |                 | 碟刹 360±15g   |            |            |            |
|    |  | 45CU-28        |                  | 45x28                  | 550*       |            |                 | V刹 410±15g   |            |            |            |
|   |   | 50CU-28        |                  | 50x28                  | 540*       |            |                 | 碟刹 390±15g   |            |            |            |
|    |   | 55CU-28        |                  | 55x28                  | 530*       |            |                 | V刹 435±15g   |            |            |            |
|   |   |                |                  |                        |            |            |                 |              | 碟刹 415±15g |            |            |
|  |   | 50CU-28-CC-21H |                  |                        | (45-50)×28 |            |                 | 540*         |            | V刹 450±15g |            |
|  |   | 50CU-28-CC-24H |                  |                        | (45-50)×28 |            |                 | 540*         |            | 碟刹 430±15g |            |
|  |   | 55CU-28-CC-24H |                  |                        | (50-55)×28 |            |                 | 530*         |            | V刹 475±15g |            |
|   |   |                |                  |                        |            |            |                 |              |            |            | 碟刹 455±15g |

公路 (V刹&碟刹) 真空一体轮圈 宽度28

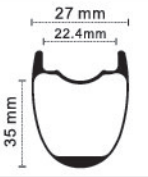
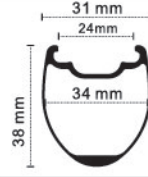

**CARBON ROAD TUBELESS RIM (V BRAKE & DISC BRAKE) 28**

\*建议装胎尺寸: 650B-28C 28-584 /RECOMMEND TIRE SIZE

| 45CU-28-650B  | 型号<br>MODEL  | 类型<br>TYPE       | 截面图 高和宽<br>PROFILE DXW | ERD*(MM) | 尺寸<br>SIZE | 表面<br>FINISHING | 重量<br>WEIGHT |
|---|--------------|------------------|------------------------|----------|------------|-----------------|--------------|
|  | 45CU-28-650B | 真空一体<br>Tubeless | 45*28                  | 512*     | 650B       | UD              | 385±15g      |

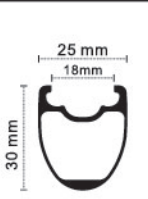
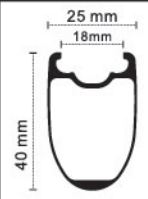
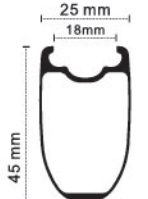
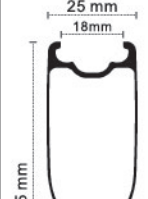
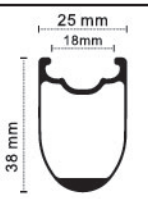
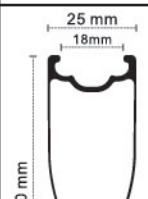
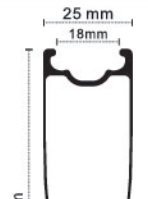
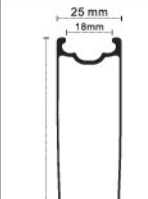
## CARBON ROAD TUBELESS RIM (DISC BRAKE) GRAVEL

\*建议装胎尺寸: (28-622) 700-28C (35-622) 700-35C  
/RECOMMEND TIRE SIZE

| 35CU-27   | 38CU-31   | 型号<br>MODEL | 类型<br>TYPE       | 截面图 高和宽<br>PROFILE DXW | ERD*(MM) | 尺寸<br>SIZE | 表面<br>FINISHING | 重量<br>WEIGHT |
|---|---|-------------|------------------|------------------------|----------|------------|-----------------|--------------|
|  |  | 35CU-27     | 真空一体<br>Tubeless | 35x27                  | 569.5*   | 700c       | 3K / 12K / UD   | 360±15g      |
|   |   | 38CU-31     |                  | 38x31                  | 564*     |            |                 | 480±15g      |
| 44CU-30   |   | 44CU-30     |                  | 44x30                  | 552*     |            |                 | 465±15g      |
|  |   |             |                  |                        |          |            |                 |              |

## CARBON ROAD TUBELESS RIM (V BRAKE &amp; DISC BRAKE) 25

\*建议装胎尺寸: (25-622) 700-25C (28-622) 700-28C  
/RECOMMEND TIRE SIZE

| 30CU-25   | 40CU-25   | 型号<br>MODEL | 类型<br>TYPE       | 截面图 高和宽<br>PROFILE DXW | ERD*(MM) | 尺寸<br>SIZE | 表面<br>FINISHING | 重量<br>WEIGHT                 |
|---|---|-------------|------------------|------------------------|----------|------------|-----------------|------------------------------|
|  |  | 30CU-25     | 真空一体<br>Tubeless | 30x25                  | 580*     | 700c       | UD              | V刹 415±15g                   |
|   |   | 40CU-25     |                  | 40x25                  | 560*     |            |                 | 碟刹 395±15g<br>轻量版/SL 365±15g |
| 45CU-25   | 55CU-25   | 45CU-25     |                  | 45x25                  | 550*     |            |                 | V刹 455±15g                   |
|  |  | 55CU-25     |                  | 55x25                  | 530*     |            |                 | 碟刹 430±15g<br>轻量版/SL 400±15g |
|   |   |             |                  |                        |          |            |                 | V刹 470±15g                   |
| 38CU-25   | 50CU-25   | 38CU-25     |                  | 38x25                  | 564*     |            |                 | 碟刹 445±15g<br>轻量版/SL 415±15g |
|  |  | 50CU-25     |                  | 50x25                  | 540*     |            |                 | V刹 515±15g                   |
|   |   |             |                  |                        |          |            |                 | 碟刹 495±15g<br>轻量版/SL 470±15g |
| 60CU-25   | 88CU-25   | 60CU-25     |                  | 60x25                  | 520*     |            |                 | V刹 455±15g<br>轻量版/SL 425±15g |
|  |  | 88CU-25     |                  | 88x25                  | 464*     |            |                 | 碟刹 430±15g<br>轻量版/SL 400±15g |
|   |   |             |                  |                        |          |            |                 | V刹 490±15g<br>轻量版/SL 465±15g |
|   |   |             |                  |                        |          |            |                 | 碟刹 460±15g<br>轻量版/SL 435±15g |
|   |   |             |                  |                        |          |            |                 | V刹 535±15g                   |
|   |   |             |                  |                        |          |            |                 | 碟刹 510±15g<br>轻量版/SL 485±15g |
|   |   |             |                  |                        |          |            |                 | V刹 685±15g                   |





\*建议装胎尺寸: (25-622) 700-25C (28-622) 700-28C /RECOMMEND TIRE SIZE

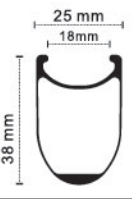

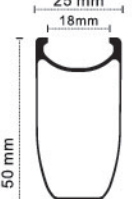
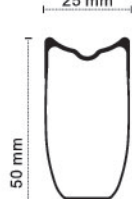
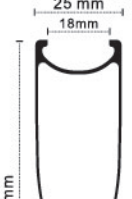

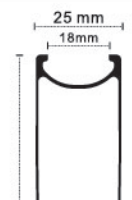

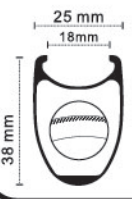

| NEW | 45CU-25-CC | 50CU-25-CC | 型号<br>MODEL | 类型<br>TYPE       | 截面图 高和宽<br>PROFILE DXW | ERD*(MM) | 尺寸<br>SIZE | 表面<br>FINISHING | 重量<br>WEIGHT |
|-----|------------|------------|-------------|------------------|------------------------|----------|------------|-----------------|--------------|
|     |            |            | 45CU-25-CC  | 真空一体<br>Tubeless | (40-45) x25            | 550*     | 700c       | UD              | 440±15g      |
|     |            |            | 50CU-25-CC  |                  | (45-50) x25            | 540*     |            |                 | 450±15g      |
| NEW | 65CU-25-CC | 80CU-25-CC | 65CU-25-CC  |                  | (60-65) x25            | 510*     |            |                 | 535±15g      |
|     |            |            | 80CU-25-CC  |                  | (75-80) x25            | 480*     |            |                 | 660±15g      |
| NEW | 46CU-25-AA | 50CU-BL    | 46CU-25-AA  |                  | 46x25                  | 547.5*   |            |                 | 440±15g      |
|     |            |            | 50CU-BL     |                  | (40-50) x 25           | 540*     |            |                 | 450±15g      |



公路 (V刹&碟刹) 轮圈 宽度25

**CARBON ROAD RIM (V BRAKE & DISC BRAKE) 25**

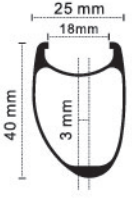
\*建议装胎尺寸: (25-622) 700-25C (28-622) 700-28C  
/RECOMMEND TIRE SIZE

| 开口<br>CLINCHER  | 管胎<br>TUBULAR   | 型号<br>MODEL | 类型<br>TYPE  | 截面图 高和宽<br>PROFILE DXW | ERD*(MM) | 尺寸<br>SIZE                          | 表面<br>FINISHING | 重量<br>WEIGHT                        |
|---|---|-------------|-------------|------------------------|----------|-------------------------------------|-----------------|-------------------------------------|
|    |    | 38C-25      | 开口/Clincher | 38x25                  | 564*     | 700c                                | UD              | V刹 <b>445±15g</b><br>轻量版/SL 415±15g |
|   |   | 38T-25      | 管胎/Tubular  |                        |          |                                     |                 | 碟刹 <b>420±15g</b><br>轻量版/SL 390±15g |
| <b>375±15g</b>  |   |             |             |                        |          |                                     |                 |                                     |
|    |    | 50C-25      | 开口/Clincher | 50x25                  | 540*     |                                     |                 | V刹 <b>480±15g</b><br>轻量版/SL 455±15g |
|   |   | 50T-25      | 管胎/Tubular  |                        |          |                                     |                 | 碟刹 <b>450±15g</b><br>轻量版/SL 425±15g |
| <b>400±15g</b>  |   |             |             |                        |          |                                     |                 |                                     |
|    |    | 60C-25      | 开口/Clincher | 60x25                  | 520*     |                                     |                 | V刹 <b>525±15g</b>                   |
|   |   | 60T-25      | 管胎/Tubular  |                        |          |                                     |                 | 碟刹 <b>500±15g</b><br>轻量版/SL 475±15g |
| <b>450±15g</b>  |   |             |             |                        |          |                                     |                 |                                     |
|  |  | 88C-25      | 开口/Clincher | 88x25                  | 464*     |                                     |                 | V刹 <b>675±15g</b>                   |
|   |   | 88T-25      | 管胎/Tubular  |                        |          |                                     |                 | <b>570±15g</b>                      |
| <b>570±15g</b>  |   |             |             |                        |          |                                     |                 |                                     |
|  |  | 38C-25-K    | 开口/Clincher | 38x25                  | 564*     | V刹 <b>445±15g</b><br>轻量版/SL 415±15g |                 |                                     |
|   |   | 50C-25-K    |             | 50x25                  | 540*     | V刹 <b>480±15g</b><br>轻量版/SL 455±15g |                 |                                     |

公路 (V刹&碟刹) 偏心圈 宽度25

**CARBON ROAD OFF-CENTER RIM (V BRAKE & DISC BRAKE) 25**

\*建议装胎尺寸: (25-622) 700-25C (28-622) 700-28C  
/RECOMMEND TIRE SIZE

|   | 型号<br>MODEL  | 类型<br>TYPE     | 截面图 高和宽<br>PROFILE DXW | ERD*(MM) | 尺寸<br>SIZE | 表面<br>FINISHING | 重量<br>WEIGHT |
|---|--------------|----------------|------------------------|----------|------------|-----------------|--------------|
|  | 40C-25<br>PX | 开口<br>Clincher | 40x25                  | 559.5*   | 700c       | 3K / 12K / UD   | 425±20g      |

公路 (V刹&碟刹) 轮圈 宽度25

**CARBON ROAD RIM (V BRAKE & DISC BRAKE) 25**

\*建议装胎尺寸: (25-622) 700-25C (28-622) 700-28C /RECOMMEND TIRE SIZE

| 开口<br>CLINCHER | 管胎<br>TUBULAR | 型号<br>MODEL | 类型<br>TYPE  | 截面图 高和宽<br>PROFILE DXW | ERD*(MM) | 尺寸<br>SIZE | 表面<br>FINISHING | 重量<br>WEIGHT      |
|----------------|---------------|-------------|-------------|------------------------|----------|------------|-----------------|-------------------|
|                |               | 30C-25      | 开口/Clincher | 30x25                  | 580*     | 700c       | UD              | V刹 <b>410±15g</b> |
|                |               |             |             |                        |          |            |                 |                   |
|                |               | 30T-25      | 管胎/Tubular  |                        |          |            |                 | 355±15g           |
|                |               | 40C-25      | 开口/Clincher | 40x25                  | 560*     |            |                 | V刹 <b>445±15g</b> |
|                |               |             |             |                        |          |            |                 |                   |
|                |               | 40T-25      | 管胎/Tubular  |                        |          |            |                 | 380±15g           |
|                |               | 45C-25      | 开口/Clincher | 45x25                  | 550*     |            |                 | V刹 <b>460±15g</b> |
|                |               |             |             |                        |          |            |                 |                   |
|                |               | 45T-25      | 管胎/Tubular  |                        |          |            |                 | 395±15g           |
|                |               | 55C-25      | 开口/Clincher | 55x25                  | 530*     |            |                 | V刹 <b>510±15g</b> |
|                |               |             |             |                        |          |            |                 |                   |
|                |               | 55T-25      | 管胎/Tubular  |                        |          |            |                 | 430±15g           |

公路 (V刹) 铝刹车边轮圈 宽度23


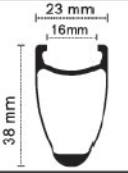
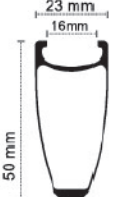
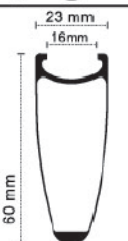

**CARBON ROAD ALLOY RIM (V BRAKE) 23**



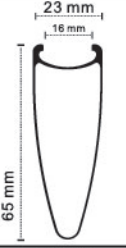

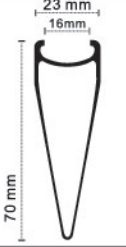

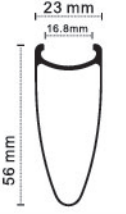

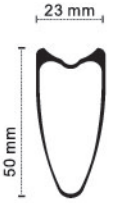

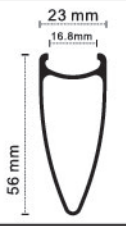

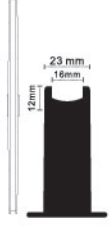
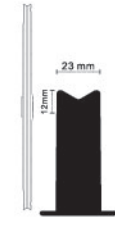


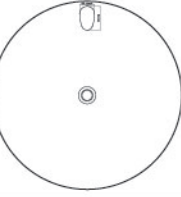
\*建议装胎尺寸: (23-622) 700-23C (25-622) 700-25C /RECOMMEND TIRE SIZE



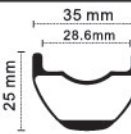
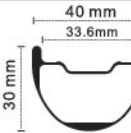
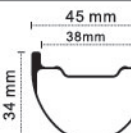
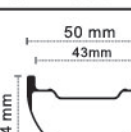
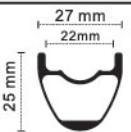
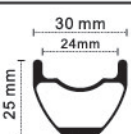
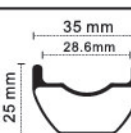
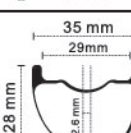
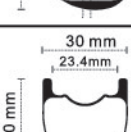
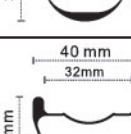
| 38CA-23 | 50CA-23 | 型号<br>MODEL | 类型<br>TYPE     | 截面图 高和宽<br>PROFILE DXW | ERD*(MM) | 尺寸<br>SIZE | 表面<br>FINISHING | 重量<br>WEIGHT |         |         |
|---------|---------|-------------|----------------|------------------------|----------|------------|-----------------|--------------|---------|---------|
|         |         | 38CA-23     | 开口<br>Clincher | 38x23                  | 564*     | 700c       | 3K / 12K / UD   | 510±15g      |         |         |
|         |         |             |                |                        | 50x23    |            |                 | 540*         | 570±15g |         |
| 60CA-23 |         | 60CA-23     |                |                        | 60x23    |            |                 | 520*         |         | 670±15g |
|         |         |             |                |                        |          |            |                 |              |         |         |

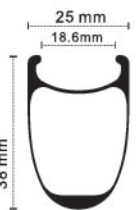
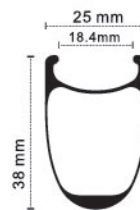
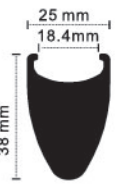

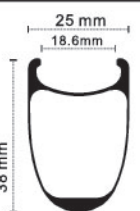
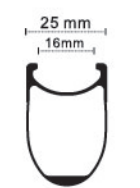
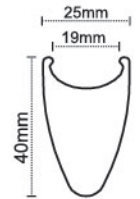
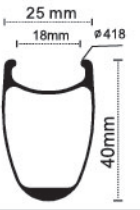
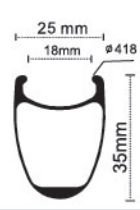

## CARBON ROAD RIM (V BRAKE) 23

\*建议轮胎尺寸: (23-622) 700-23C (25-622) 700-25C  
/RECOMMEND TIRE SIZE

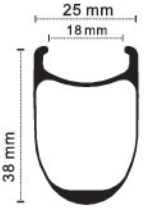
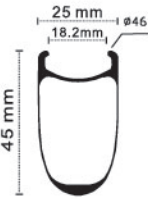
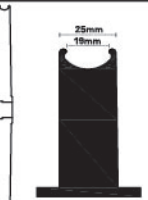
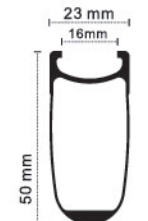
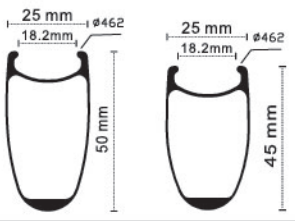
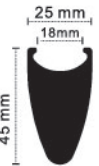

| 开口<br>CLINCHER  | 管胎<br>TUBULAR | 型号<br>MODEL | 类型<br>TYPE  | 截面图 高和宽<br>PROFILE DXW | ERD*(MM) | 尺寸<br>SIZE | 表面<br>FINISHING | 重量<br>WEIGHT |
|---|---------------|-------------|-------------|------------------------|----------|------------|-----------------|--------------|
|    |               | 24C-23      | 开口/Clincher | 24x23                  | 592*     | 700c       | 3K / 12K / UD   | 400±15g      |
|    |               | 38C-23      | 开口/Clincher | 38x23                  | 564*     |            |                 | 440±15g      |
|    |               | 50C-23      | 开口/Clincher | 50x23                  | 540*     |            |                 | 470±15g      |
|   |               | 60C-23      | 开口/Clincher | 60x23                  | 520*     |            |                 | 530±15g      |
|  |               | 88C-23      | 开口/Clincher | 88x23                  | 464*     |            |                 | 670±15g      |

| 开口<br>CLINCHER  | 管胎<br>TUBULAR   | 型号<br>MODEL | 类型<br>TYPE     | 截面图 高和宽<br>PROFILE DXW   | 尺寸<br>SIZE | 表面<br>FINISHING | 重量<br>WEIGHT   |
|---|---|-------------|----------------|--|------------|-----------------|--|
|    |   | 3X-55CU     | 真空<br>Tubeless | 55x25<br>                 | 700c       | 3K / 12K / UD   | 前轮/Front<br>880±20g<br>后轮/Rear<br>1000±20g           |
|    |   | 3X-65C      | 开口/Clincher    | 65x23<br><br>3X-65C/T     |            |                 | 前轮/Front<br>880±20g<br>后轮/Rear<br>1000±20g           |
|   |   | 3X-70C      | 开口/Clincher    | 70x23<br><br>3X-70C/T     |            |                 | 前轮/Front<br>880±20g<br>后轮/Rear<br>1000±20g           |
|  |   | CW3X-56C    | 开口/Clincher    | 56x23<br><br>CW3X-56C/T |            |                 | 前轮/Front<br>840±20g<br>后轮/Rear<br>950±20g            |
|   |  | 4X-50T      | 管胎/Tubular     | 50x23<br><br>4X-50C/T   |            |                 | 前轮/Front<br>870±20g<br>后轮/Rear<br>990±20g            |
|  |   | 5X-56C      | 开口/Clincher    | 56x23<br><br>5X-56C/T   |            |                 | 前轮/Front<br>1110±20g<br>后轮/Rear<br>1220±20g          |
|  |  | DL-C        | 开口/Clincher    | <br>DL-C/T              |            |                 | 后轮/Rear<br>1450±30g<br>轻量版/SL<br>后轮/Rear<br>1250±30g |
|   |   | DL-T        | 管胎/Tubular     |  |            |                 | 后轮/Rear<br>1250±30g<br>轻量版/SL<br>后轮/Rear<br>1150±30g |
|  |   | DL-CU25     | 真空<br>Tubeless |                         |            |                 | 后轮/Rear<br>1400±30g                                  |

|            | 型号<br>MODEL  | 类型<br>TYPE | 截面图 高和宽<br>PROFILE DXW | ERD*(MM)     | 尺寸<br>SIZE | 表面<br>FINISHING | 建议装胎尺寸<br>RECOMMEND TIRE SIZE | 重量<br>WEIGHT                     |
|------------|--|------------|------------------------|--------------|------------|-----------------|-------------------------------|----------------------------------|
|            |  27.5ER-27        | XC         | 25x27                  | 553*         | 27.5"      | 3K / UD         | 27.5"X1.50-2.15               | 360±15g<br>轻量版/SL<br>28H 290±15g |
|            |  27.5ER-30        |            | 25x30                  |              |            |                 | 27.5"X1.70-2.25               | 390±15g                          |
|            |  27.5ER-35        |            | 25x35                  |              |            |                 | 27.5"X2.0-2.55                | 430±15g                          |
|            |  27.5ER-40        | AM         | 30x40                  | 543*         |            |                 | 27.5"X2.2-3.0                 | 475±15g                          |
|            |  27.5ER-45       |            | 34x45                  | 534*         |            |                 | 27.5"X2.4-3.5                 | 520±15g                          |
|            |  27.5ER-50      |            | 34x50                  |              |            |                 | 27.5"X2.4-3.5                 | 535±15g                          |
| <b>NEW</b> |  29ER-27        | XC         | 25x27                  | 591*         | 29"        | 3K / UD         | 29"X1.5-2.15                  | 390±15g<br>轻量版/SL<br>28H 310±15g |
|            |  29ER-30        |            | 25x30                  |              |            |                 | 29"X1.7-2.25                  | 420±15g                          |
|            |  29ER-35        | AM         | 25x35                  |              |            |                 | 585*                          | 29"X2.0-2.55                     |
|            |  29ER-35<br>2.6 |            | 28x35                  | 29"X2.0-2.55 |            |                 |                               | 450±15g                          |
|            |  29ER-30        | XC         | 30x30                  | 581*         |            |                 | 29"X1.7-2.25                  | 425±15g                          |
| <b>NEW</b> |  29ER-M40       | AM         | 30x40                  | 579.5*       |            |                 | 29"X2.2-3.0                   | 520±15g                          |

| NEW | 38C-25<br>305   | 38C-25<br>349   | 型号<br>MODEL      | 类型<br>TYPE     | 截面图 高和宽<br>PROFILE DXW | ERD*(MM)     | 尺寸<br>SIZE | 表面<br>FINISHING | 重量<br>WEIGHT |               |   |  |   |
|-----|---|---|------------------|----------------|------------------------|--------------|------------|-----------------|--------------|---------------|---|--|---|
|     |    |    | 38C-25<br>305    | 开口<br>Clincher | 38x25                  | 248*         | 16inch     | 3K / 12K / UD   | 240 ± 10g    |               |   |  |   |
|     |   |   | 38C-25<br>349    |                | 38x25                  | 291.5*       |            |                 |              | 270 ± 10g     |   |  |   |
| NEW | 3X-25<br>349  |   | 3X-25<br>349     |                | 38x25                  |              |            |                 |              |               | V BRAKE<br>前轮/Front<br>390 ± 15g<br>后轮/Rear<br>490 ± 15g<br>DISC BRAKE<br>前轮/Front<br>425 ± 15g<br>后轮/Rear<br>535 ± 15g |  |   |
|     |    |    |                  |                |                        |              |            |                 |              |               |   |  |   |
|     | 38C-25<br>355   |   | 38C-25<br>355    |                | 38x25                  | 38x25        | 298*       |                 | 18inch       |               | 270 ± 10g   |  |   |
|     |   |   |                  |                |                        |              |            |                 |              |               |   |  |   |
| NEW | 38C-25<br>406   | 3X-25<br>406  | 38C-25<br>406    |                | 开口<br>Clincher         | 38x25        | 349*       |                 |              | 3K / 12K / UD | 320 ± 15g   |  |   |
|     |  |  |                  |                |                        | 3X-25<br>406 | 40 × 25    |                 |              |               |   |  | V BRAKE<br>前轮/Front<br>450 ± 15g<br>后轮/Rear<br>515 ± 15g<br>DISC BRAKE<br>前轮/Front<br>485 ± 15g<br>后轮/Rear<br>560 ± 15g |
| NEW | 40C-25-CC<br>406  |   | 40C-25-CC<br>406 |                |                        | (40-35) × 25 | 345*       |                 |              |               | 20inch  |  |   |
|     |  |  |                  |                |                        |              |            |                 |              |               |   |  |   |
| NEW | 45C-25<br>406   |   | 45C-25<br>406    | 45x25          |                        | 335*         |            |                 |              |               | 350 ± 15g   |  |   |
|     |  |   |                  |                |                        |              |            |                 |              |               |   |  |   |



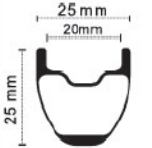





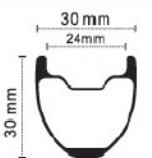


| NEW | 型号<br>MODEL              | 类型<br>TYPE     | 截面图 高和宽<br>PROFILE DXW  | ERD*(MM)            | 尺寸<br>SIZE    | 表面<br>FINISHING      | 重量<br>WEIGHT   |                |                |
|-----|--------------------------|----------------|---|---------------------|---------------|----------------------|----------------|----------------|----------------|
|     | <b>38C-25<br/>451</b>    | 开口<br>Clincher |    | <b>38×25</b>        | <b>20inch</b> | <b>3K / 12K / UD</b> | <b>340±15g</b> |                |                |
|     | <b>45C-25<br/>451</b>    |                |    | <b>45×25</b>        |               |                      |                | <b>379*</b>    | <b>345±15g</b> |
|     | <b>451-DL</b>            |                |   |                     |               |                      |                |                |                |
|     | <b>50C-23<br/>451</b>    |                |  | <b>50x23</b>        |               |                      | <b>369*</b>    | <b>360±15g</b> |                |
|     | <b>50C-25-CC<br/>451</b> |                |  | <b>(50-45) × 25</b> |               |                      | <b>369*</b>    |                | <b>350±10g</b> |
|     | <b>3X-25<br/>451</b>     |                |  | <b>45x25</b>        |               |                      |                |                |                |
|     | <b>3X-25<br/>451</b>     |                |  |                     |               |                      |                |                |                |



## CARBON BALANCE BIKE RIM


\*建议装胎尺寸: 12"X1.75-2.4  
/RECOMMEND TIRE SIZE

| 型号<br>MODEL   | 类型<br>TYPE | 截面图 高和宽<br>PROFILE DXW | ERD*(MM) | 尺寸<br>SIZE | 表面<br>FINISHING     | 重量<br>WEIGHT                                      |
|---|------------|------------------------|----------|------------|---------------------|---|
|    | 12er-30    | 25x30                  | 169*     | 12inch     | 3K / 12K / UD       | 120±10g<br>80-100psi<br>轻量版/SL<br>95±10g 50-70psi |
|    | 12er-25-18 | 18x25                  | 181.5*   |            |                     | 115±10g<br>80-100psi<br>轻量版/SL<br>90±10g 50-70psi |
|     | 12er-BL    | 25x25                  | 169*     |            |                     | 120±10g<br>50-70psi                               |
|     | 12er-3X-20 | 20x25                  |          |            |                     | 200±10g   |
|   | 12er-3X-18 | 18x25                  |          |            |                     | 185±10g   |
|    | 14er-30    | 30x30                  | 210*     | 14inch     | 150±10g<br>50-70psi |   |

碳纤维 轮椅圈 24ER


CARBON FIBER WHEELCHAIR WHEELS 24ER

\*建议装胎尺寸: 23C-540 25C-540  
/RECOMMEND TIRE SIZE

| NEW | 开口<br>CLINCHER  | 型号<br>MODEL | 类型<br>TYPE  | 截面图 高和宽<br>PROFILE DXW | ERD*(MM) | 尺寸<br>SIZE | 表面<br>FINISHING | 重量<br>WEIGHT |
|-----|---|-------------|-------------|------------------------|----------|------------|-----------------|--------------|
|     |  | 45C-23-540  | 开口/Clincher | 45x23                  | 467*     | 24er       | 3K/ UD          | 410±15g      |

碳纤维 轮椅手扶圈 24ER

CARBON FIBER WHEELCHAIR HAND PUSH RING 24ER

| NEW |   | 型号<br>MODEL | 类型<br>TYPE | 截面图 高和宽<br>PROFILE DXW | ERD*(MM) | 尺寸<br>SIZE | 表面<br>FINISHING | 重量<br>WEIGHT |
|-----|---|-------------|------------|------------------------|----------|------------|-----------------|--------------|
|     |  | SFQ-540     |            | (26-23) x20            |          | 24er       | 3K/ UD          | 170±15g      |

NEW

| 型号<br>MODEL | 破坏测试拉力<br>DESTRUCTION TEST | 出厂检验<br>FACTORY INSPECTION | 尺寸<br>SIZE  | 重量<br>WEIGHT  |
|-------------|----------------------------|----------------------------|-------------|---------------|
| CS-01       | 500kgf                     | 320kgf                     | 240mm-295mm | 3.4g<br>(含条帽) |
| CS-02       | 320kgf                     | 250kgf                     | 240mm-295mm | 4.5g<br>(含条帽) |
| CS-03       | 500kgf                     | 320kgf                     | 240mm-295mm | 3.3g<br>(含条帽) |

## ROAD

& V BRAKE



**R7**(320g) **R11**(290g) **R13**(298g) **R18**(311g) **R24**(296g) **R30**(261g) **R32**(317g)



**R35**(297g) **R36**(298g) **R40**(319g) **291**(321g) **DT240**(307g) **DT350**(374g)

& DISC BRAKE



**CX2**(341g) **CX3**(340g) **CX4**(359g) **CX5**(370g) **CX6**(316g) **CX9**(352g) **CX10**(370g) **CX16**(320g)



**CX18**(355g) **CX20**(355g) **CX22**(377g) **CX26**(380g) **791-792**(402g) **411-412**(327g)

## MTB



**DT240**(325g) **DT350**(356g)



**DT240**(312g) **DT350**(363g)



\*3K消光 /



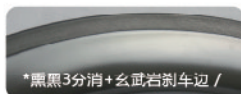
\*UD消光 /



\*12K亮光 /



\*大理石纹 /



\*黑黑3分消+玄武岩刹车边 /



\*3K斜纹消光-玄武岩刹车边 /



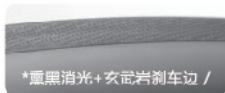
\*3K高光 /



\*UD亮光 /



\*12K斜纹 /



\*黑黑消光+玄武岩刹车边 /



\*黑黑消光+3K刹车边 /



吉米德科技實業有限公司

JIMMY DEAR TECHNOLOGY INC

地址: 40759 台中市西屯區忠義街73號8F之2

Address: 8F-2 No.73 Zhung Yi Street, Taichung Taiwan

E-mail: [forward\\_cycle@hotmail.com](mailto:forward_cycle@hotmail.com)

Tel: +886-4-23146161

